

Industrial Ball Valves - Series 150

Sanitary 3 Way SS 316 Ball Valve Cavity Filled



Main Features :-

Sanitary 3 Way Ball Valve

Weld Ends

ISO 5211 Direct Mount

Lockable Lever

Full Bore Except 4"

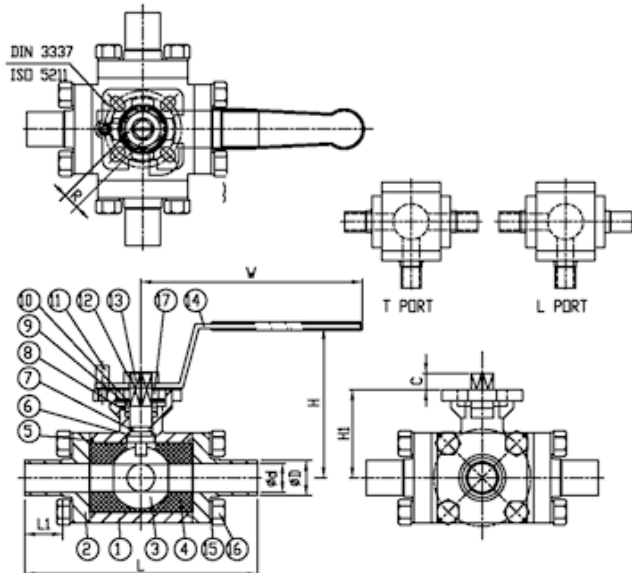
Suitable for pigging upto 4"

1" to 4"

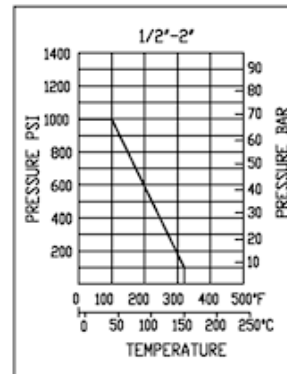


TYPE: STAINLESS STEEL

Additional Technical Specification:-



□ PRESSURE TEMPERATURE RATING □ MATERIAL OF CONSTRUCTION



ITEM	PARTS	MATERIAL		QTY
1	BODY	A351-CF8M	A351-CF3M	1
2	CAP	A351-CF8M	A351-CF3M	4
3	BALL	A351-CF8M	A351-CF3M	1
4	SEAT	PTFE	PTFE	4
5	GASKET	PTFE	PTFE	2
6	THRUST WASHER	PTFE	PTFE	1
7	O-RING	FKM	FKM	1
8	STEM PACKING	PTFE	PTFE	1
9	RING	AISI 316	AISI 304	1
10	BEVEL WASHER	AISI 301	AISI 301	2
11	STOP PIN	AISI 316	AISI 316	1
12	NUT	AISI 304	AISI 304	1
13	STEM	AISI 316	AISI 316	1
14	HANDLE	AISI 304	AISI 304	1
15	SPRING WASHER	AISI 304	AISI 304	16
16	BOLT	AISI 304	AISI 304	16
17	PREVALING DEVICE	AISI 304	AISI 304	1

□ DIMENSION (M.M.)

SIZE	DN	ISO-5211	W	H	H1	C	R	L	L1	φD	φd	TORQUE INL B
1/2"	15	F03/F04	121	78	44.5	9	9	118	20	12.7	9.5	85
3/4"	20	F03/F04	121	82	48	9	9	127	20	19.1	15.8	90
1"	25	F04/F05	137	90	59	11	11	152.4	25	25.4	22.2	150
1-1/2"	40	F05/F07	182	110	72	14	14	175	25	38.2	35.0	350
2"	50	F05/F07	182	114.7	82	14	14	190	25	50.8	47.6	780

THREE WAY MULTI-PORT BALL VALVE 1000WOG
SANITARY BUTT WELD END BW/BW/BW
FEATURES:

- LOCKING DEVICE : LUG BODY
- BLOW-OUT PROOF STEM
- INVESTMENT CAST STAINLESS STEEL
- MATERIAL : ASTM-CF8M-A351, ASTM-CF3M-A351
- BALL : T-PORT AND L-PORT
- SIZE : AVAILABLE FORM 1/2" ~ 2"

ISO 9001:2015 Accredited Company

Tel: +44(0)1386 552369

Fax: +44(0)1386 554227

sales@allvalves.co.uk

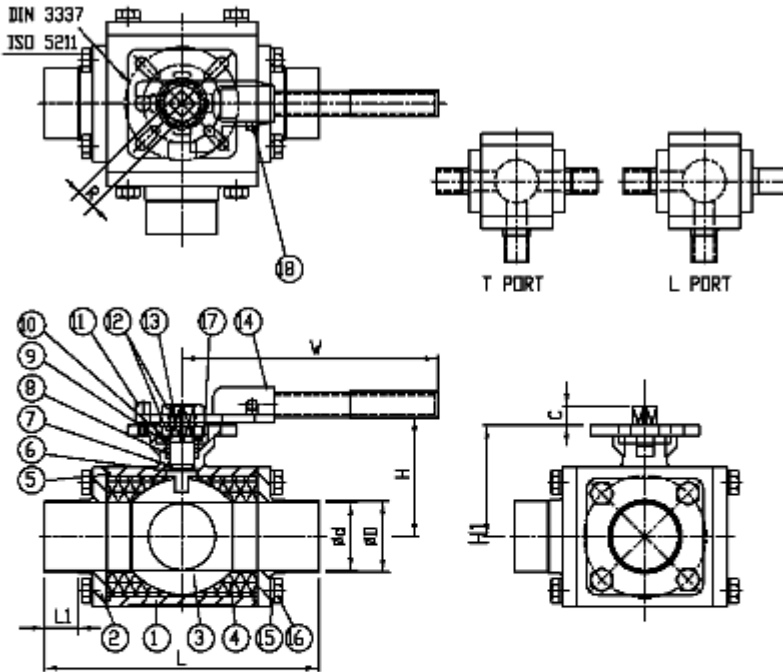
www.allvalves.co.uk

Allvalves Online Ltd, Automation House, Unit 2, Pershore, WR10 2DF UK

Additional Technical Specification:-

2 1/2" to 4"

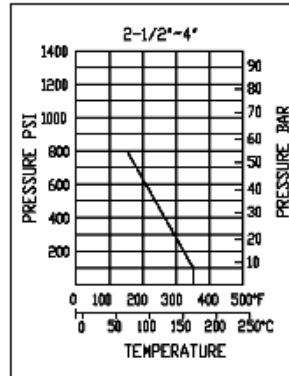
TYPE: STAINLESS STEEL



THREE WAY MULTI-PORT BALL VALVE 1000WOG
SANITARY BUTT WELD END BW/BW/BW
FEATURES:

- LOCKING DEVICE : LUG BODY
- BLOW-OUT PROOF STEM
- INVESTMENT CAST STAINLESS STEEL
- MATERIAL : ASTM-CF8M-A351, ASTM-CF3M-A351
- BALL : T-PORT AND L-PORT
- SIZE : AVAILABLE FORM 2-1/2" ~ 4"

□ PRESSURE TEMPERATURE RATING □ MATERIAL OF CONSTRUCTION



ITEM	PARTS	MATERIAL		QTY
1	BODY	A351-CF8M	A351-CF3M	1
2	CAP	A351-CF8M	A351-CF3M	4
3	BALL	A351-CF8M	AISI 351	1
4	SEAT	PTFE	PTFE	4
5	GASKET	PTFE	PTFE	2
6	THRUST WASHER	PTFE	PTFE	1
7	O-RING	FKN	FKN	1
8	STEM PACKING	PTFE	PTFE	1
9	RING	AISI 316	AISI 304	1
10	BEVEL WASHER	AISI 301	AISI 301	2
11	STOP PIN	AISI 304	AISI 304	1
12	NUT	AISI 304	AISI 304	1
13	STEM	AISI 316	AISI 316	1
14	HANDLE	AISI 304	AISI 304	1
15	SPRING WASHER	AISI 304	AISI 304	16
16	BOLT	AISI 304	AISI 304	16
17	BEVEL WASHER	AISI 304	AISI 304	1
18	NUT	AISI 304	AISI 304	1

□ DIMENSION (M.M.)

SIZE	DN	ISO-5211	W	H	H1	C	R	L	L1	ØD	Ød	TORQUE IN.LB
2-1/2"	65	F07/F10	370	108	100	17	17	228	25	63.4	60	1060
3"	80	F10/F12	400	134	125.5	23	22	260	25	76.2	73	1750
4"	100	F10/F12	400	156	135.5	23	22	318	50	101.6	97.4	1900

ISO 9001:2015 Accredited Company

Tel: +44(0)1386 552369

Fax: +44(0)1386 554227

sales@allvalves.co.uk

www.allvalves.co.uk

Allvalves Online Ltd, Automation House, Unit 2, Pershore, WR10 2DF UK