



Feature rich **J+J** multi-voltage smart electric actuator with LED status light and function conversion kits.



## Overview

The J3C-H20 high voltage electric valve actuator from the electric actuator manufacturer J+J offers an impressive list of standard features that include protection against damage from over-torque or condensation, safety features, the ability to have it's standard on-off function changed with user friendly plug & play conversion kits, and a highly visible LED light to offer users continual actuator operational status feedback.

The J3C Failsafe electric actuator is the same on-off J3C actuator but with a simple to install, user friendly 'BSR' failsafe function conversion kit. The J3C BSR failsafe actuator can be set to fail open or fail closed.

The J3C Modulating electric actuator is the same on-off J3C electric actuator but this time with the quick and easy to install 'DPS' modulating function conversion kit. The J3C DPS modulating actuator can be controlled by either a 4-20mA or 0-10V control signal and provides feedback as standard.

The LED light remains constantly lit if the actuator is able to respond to remote commands - if it can't, it flashes. The sequence of the flashes indicates what the reason may be for it being unable to respond.

## J3C-H20 Electric Actuator Specifications

Voltage range - automatic sensing	85-220 AC (1ph) or DC
Operating time (0-90° no load)	10 seconds
Maximum break torque	25 Nm (221 lb.ins)
Maximum operating torque (run/ reseal)	20 Nm (177 lb.ins)
Duty rating	75%
IP Rating (IEC 60529)	IP67
Working angle Standard (on request)	90° (180° or 270° options)
Mounting ISO:5211 x DIN 3337	F03, F04 & F05 x 14 (std)
Motor switches	2 x SPDT micro switches
End of travel confirmation (volt free)	2 x SPDT micro switches
Heater	3.5 W
Ambient temperature range	-20° to +70°C (-4 to +158°F)
Electrical connecting plugs	DIN 43650/ ISO4400 & C192
Weight	1.8 kg

## J3C-H20 Consumption

220V/1ph	At maximum torque	84mA (for power supply sizing x 3)
110V/ 1ph	At maximum torque	168mA (for power supply sizing x 3)

## J3C Main features

IP67 Weatherproof, UV protected, corrosion resistant plastic housing.

LED light gives user continuous visual actuator status feedback - if the LED is flashing, there's a problem!

Many protective features as standard - such as over-torque and anti-condensation.

Multi-voltage capable, automatically sensed

Very user friendly and easy to install - all the electrical connections are external.

Unique plug & play function conversion kits create FAILSAFE & MODULATING function from a standard on-off electric actuator.

## How this J3C electric 1/4 turn valve actuator works (on-off)

Electrically operated valves are driven by an electric actuator containing a motor and gearbox. On receipt of a continuous voltage signal (not pulse) the motor runs and, via a gearbox in the electric actuator, rotates the valve stem. The motor stops at the desired position (usually 0° or 90°) by an internal cam striking a micro-switch. The valve actuator remains in this position, with the voltage still applied continuously, until switched and a continuous voltage reversing signal (not pulse) is applied, which runs the motor in the opposite direction, reversing the rotation until a separate internal cam strikes a separate micro-switch and stop the motor.



## J3C Series Smart Electric Actuator

### Function options:

#### J3C ON-OFF ELECTRIC ACTUATOR

Standard function

Power open, power close. Stays put on loss of external power. Power remains on at all times.

#### J3C FAILSAFE ELECTRIC ACTUATOR

Fails to pre-set position on loss of external power

Power open, power close, fails to pre-set 'safe' position on loss of external power using internal industrial trickle charged rechargeable NiCad battery. Can be set to fail close (NC or normally closed) or fail open (NO or normally open) on loss of external power. The failsafe electric actuator moves to the position command applied at the time external power is restored.

#### J3C MODULATING ELECTRIC ACTUATOR

Movement proportional to input signal

Power is applied continuously. Movement of valve actuator is then controlled by an internally fitted digital positioner and is proportional to changes supplied in an input control signal. This input signal is typically 0-10VDC, or 4-20mA. An output signal is supplied as standard providing closed loop control. Fails closed on loss of control signal (or see configuration options below), stays put on loss of external power.

Configuration options:

- 1) Closes on loss of control signal
- 2) Opens on loss of control signal
- 3) Stays put on loss of control signal

#### J3C FAILSAFE MODULATING ACTUATOR

Combination of failsafe & modulating kits above:

Uses battery failsafe system and digital positioner plug and play function conversion kits to provide fail to safe position function on loss of external power in a modulating application.

### NOTE ON POWER SUPPLIES

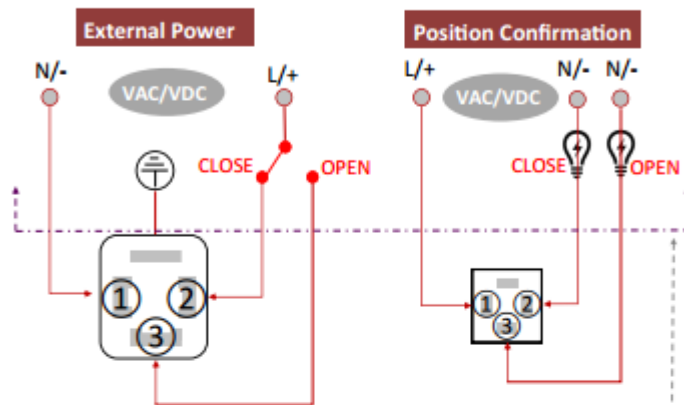


It is imperative that the power supply has sufficient capacity to drive the J3C electric actuator. Ensure that safety factor of 3 is used to cover inrush on start-up, and for increased draw over time as the brushed DC motor wears.

## Electrical Wiring Connections

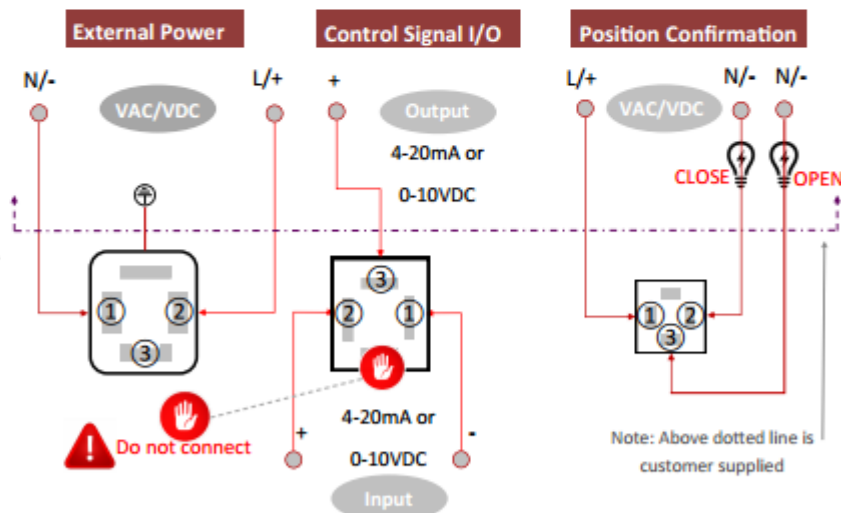
In J+J electric actuators all electrical connections are made externally using the external DIN plugs supplied with the actuator. There is no need to remove the valve actuator's cover to connect electrically. There are no terminals internally to connect to.

### J3C ON-OFF & FAILSAFE WIRING (Same connection for either)



Note: Above line above is customer supplied


### J3C MODULATING WIRING



Note: Above dotted line is customer supplied



ISO5211 Mounting	F03	F04	F05
Mounting PCD (mm)	36	42	50
Drive (Standard)	14mm		
Drive (Optional)	9mm or 11mm		



## J3C Materials of construction:

Housing	Anti-corrosive Polyamide
Fasteners	Stainless steel
Gears	Polyamide (speed reducing) & steel
Shaft	Stainless steel
Output drive	Zamac
Position indicator	Clear Polyamide

## J3C Plug & Play function conversion kits:

Failsafe and/or modulating function is quick and easy to achieve in the J3C smart electric actuator by the fitting of the user friendly failsafe and/or modulating plug & play function conversion kits to the standard on-off J3C smart valve actuator. When actuated valves are ordered with failsafe, modulating or failsafe modulating function, J+J install and test the plug and play function conversion kits. They can however easily be retro-fitted to J3C smart electric actuators should the on-off function requirement, supplied as standard, change.

Fitting both plug and plug function conversion kits creates failsafe modulating functionality.



**BSR** plug & play kit for **J3C** creates a **FAILSAFE** ELECTRIC ACTUATOR



**DPS** plug & play kit for **J3C** creates a